


*Now is the time to begin
planning for the future.*

*What plans do we make
to help a student have a
successful future?*

*How can a student
participate?*

How can parents help?



For more information about transition
planning, please call: 806.326.1000

It is the policy of the
Amarillo Independent School District
not to discriminate on the basis of race, color,
religion, age, sex, disability or national origin.

Amarillo Independent
School District

Stepping Toward the Future





Transition Planning
for Students
with Disabilities

What Is Transition Planning?

Transition planning is a process of helping students make decisions about what they want to do once they are out of school. This really starts when a child begins school but becomes a more formal process as the student gets older. Planning involves a team — the student, parents and school personnel — that plans activities which allow the student to eventually move successfully from school to the world of work, independent living, post-secondary learning experiences, and leisure activities

Effective planning is an important tool in setting goals for the student and using community resources to achieve those goals. This planning takes place in the Admission, Review, and Dismissal (ARD) Committee meeting each year beginning when the student is 14 years old. It becomes increasingly important as a student nears graduation and serves as a road map or bridge between school and success in the adult world.



How Can Parents Help?

- Talk to your student —
 - Talk to your son or daughter about their future.
 - Ask them about their likes and dislikes.
 - Help them set realistic goals for the future.
 - Involve your son or daughter in their Transition Planning.
- Prepare for the ARD meeting —
 - Share your child's dreams and plans with their teacher.
 - Get to know the school personnel who work with your child.
 - Make sure you and your student participate in the meeting.
 - Make sure you understand your student's Individual Educational Program (IEP).
 - Determine what types of supports are needed for your student.

How Can the Student Participate?

- Focus on your interests and abilities.
- Attend your annual ARD meeting.
- Think about what kinds of jobs you might want to do.
- Take on specific job responsibilities at home.
- Investigate vocational programs and options.
- Share your dreams with your family and friends.
- Decide what courses you want to take in high school.
- Start thinking about your plans after high school.
- Explore career or training options.

